

Skandiabanken

Investor presentation – Q4 2024

Updated 2025-02-17



skandia :

Table of contents

1. This is Skandiabanken

2. Financial update

3. Asset quality

5. Funding and liquidity

6. Sustainability and green bond framework

7. Appendix

1. This is Skandiabanken

skandia :

skandia :

This is Skandiabanken

- Swedish retail bank established in 1994
- Owned by Skandia Liv
- Three core business lines:
 - » Loans: Mortgages with a transparent pricing model
 - » Savings: Funds, stocks and savings accounts
 - » Payments: Debit cards, bills, Swish, ApplePay
- High customer satisfaction
- High quality of assets
- Strong capital and liquidity position

Size

129 bn in assets
282 employees
408 000 customers

Mortgage lending

SEK 111 bn
Market share: ~2,7%

Retail deposits

SEK 56 bn
Market share: ~2,0%

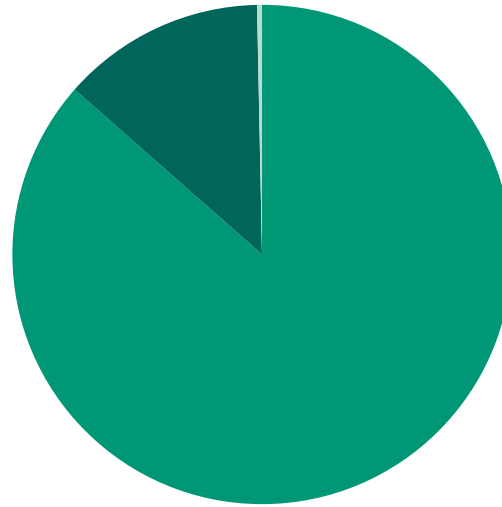
Rating by Moody's

Issuer rating A2 (Stable)
Covered bond rating AAA

Business model focused on Swedish mortgages

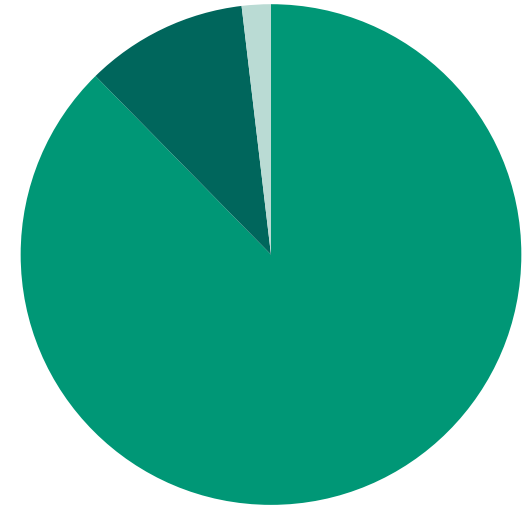
- All business in Sweden
- Lending only in SEK
- No corporate lending
- Digital business
- No private banking
- No handling of cash
- Most of the income from secured lending

Assets



■ Lending ■ Liquidity ■ Other

Distribution of income

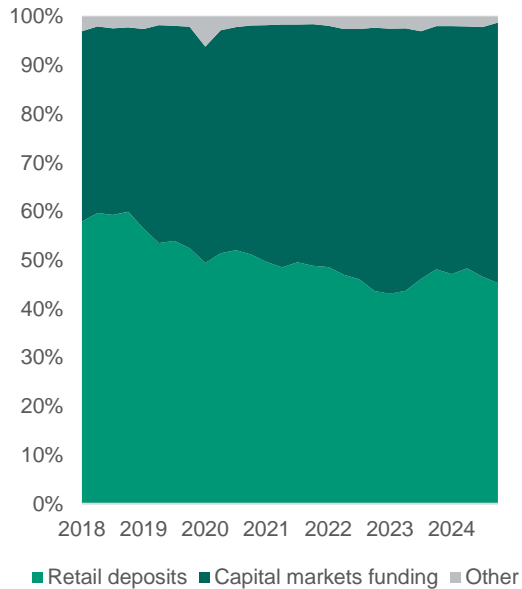


■ Net interest income ■ Net commission ■ Other

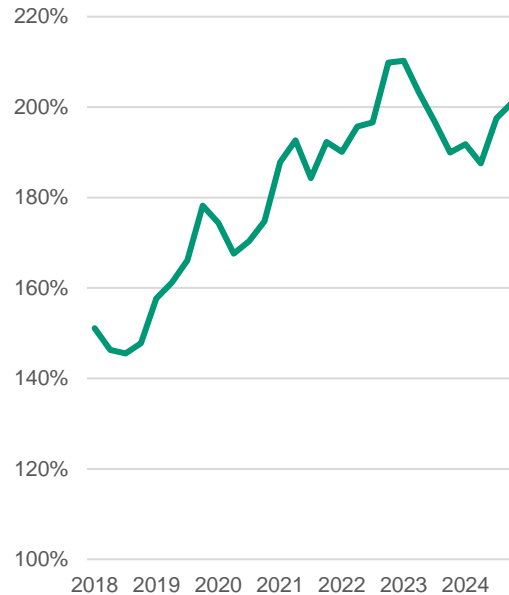
Funded by retail deposits and covered bonds

Combining retail deposits and covered bonds

Sources of funding



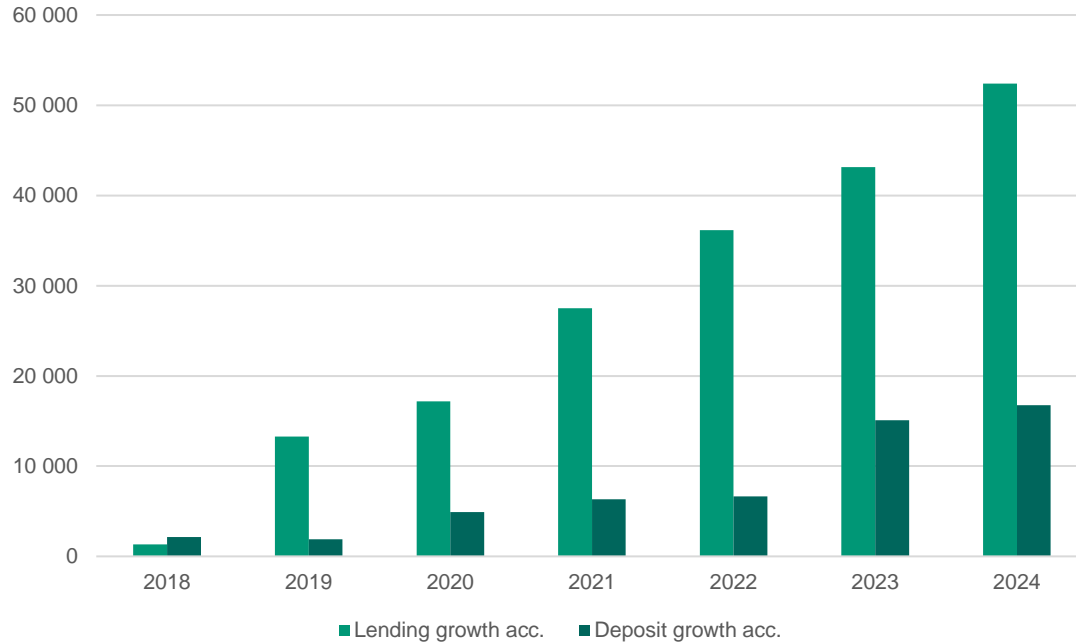
Lending/Deposits



- Retail deposits and covered bonds account for most of the funding
- In recent years lending growth mainly funded by covered bonds
- Covered bonds and deposits will remain most important funding sources

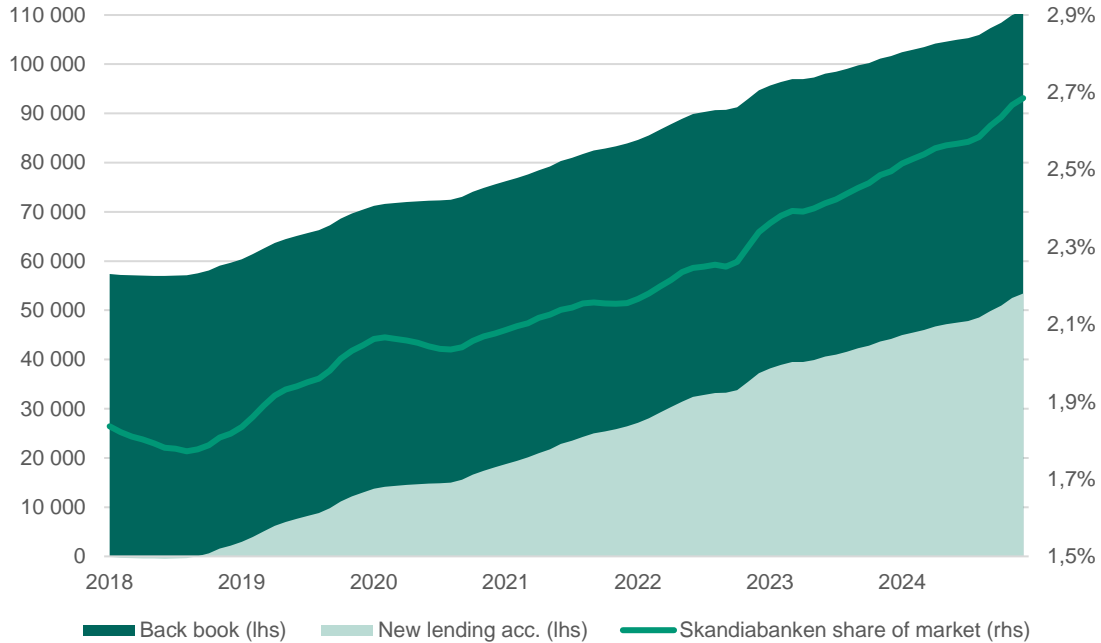
Strong lending and deposit growth

Releasing potential



- Strong lending increase over recent years
- Utilising economies of scale
- Challenging competitors with fair and transparent pricing
- Access to customers of the Skandia Group
- CAGR
Lending: 11%
Deposits: 5%

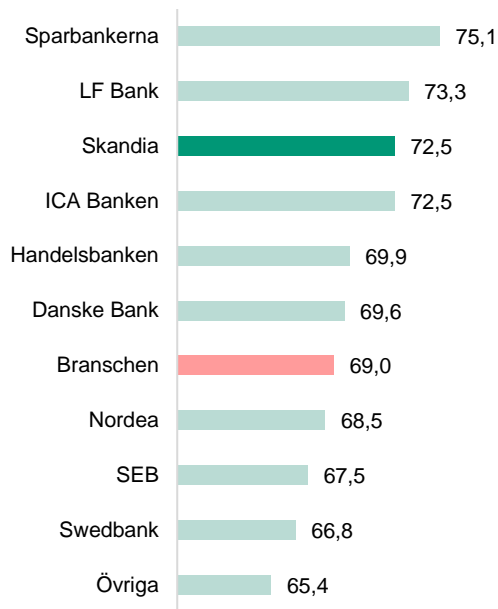
Increased market share



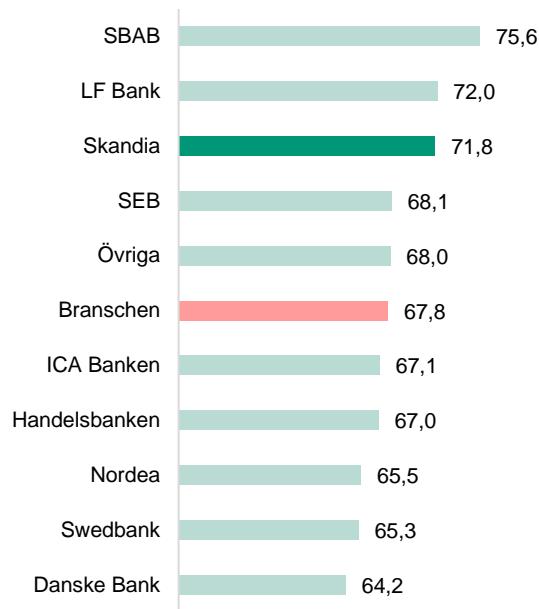
- Gradually increasing our share of the market
- Managed to add volumes in periods with low market growth
- Ambitions to continue to gain market shares

Swedish quality index (SKI) 2024

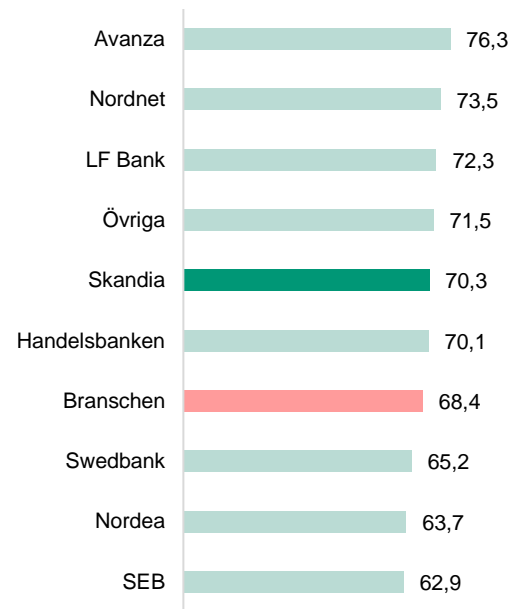
SKI retail bank customers



SKI mortgages



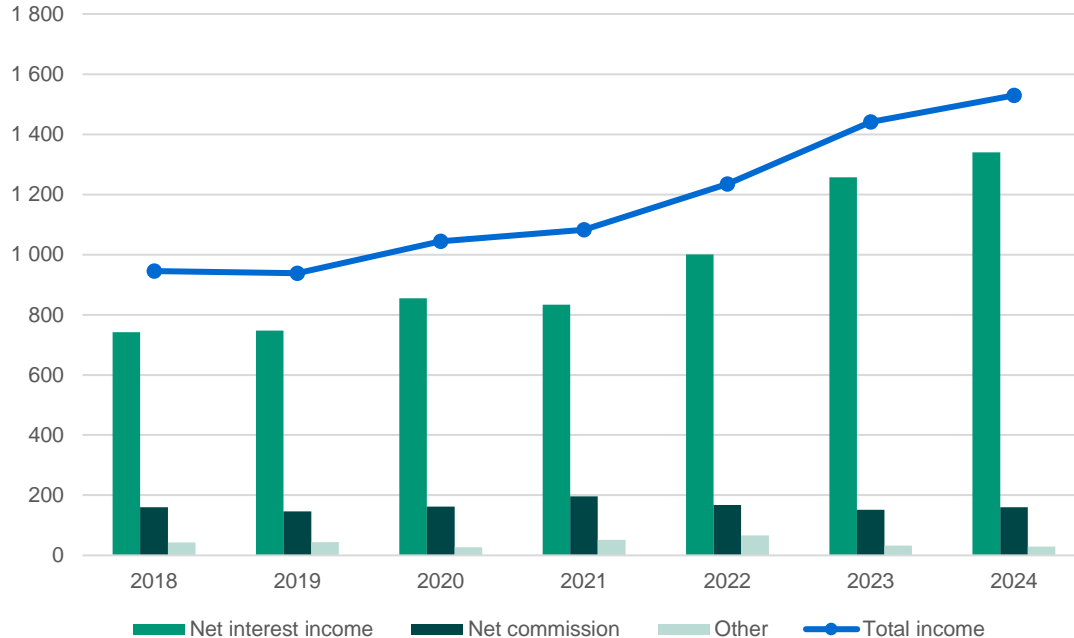
SKI savings in securities



2. Financial update

skandia :

Increased total income



- Net interest income constitute some 88 per cent of total income
- Net commission comprises both brokerage and payments
- Total has increased annually by around 10 per cent over the last five years (CAGR)

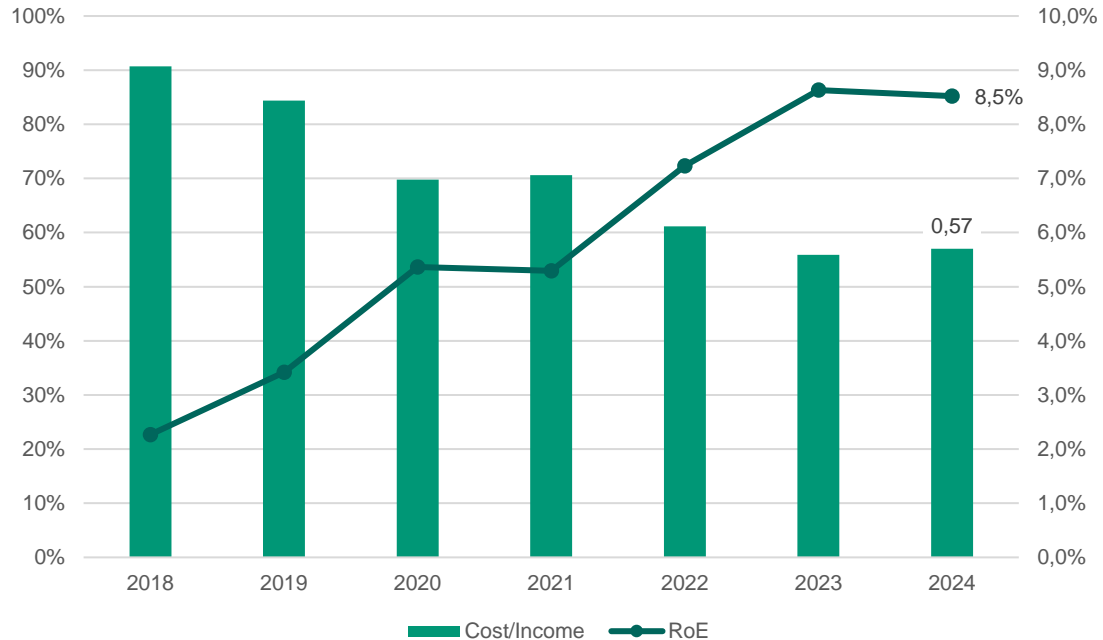
Utilising economies of scale

Increasing income, controlling costs, gaining profit



- Our digital concept enables growth at a low cost
- A scalable model encourages long-term growth
- Cost control with stable costs over last five years

Improved RoE and Cost/income



- Improved ratios during the last five years
- Main drivers: Cost control and improved income

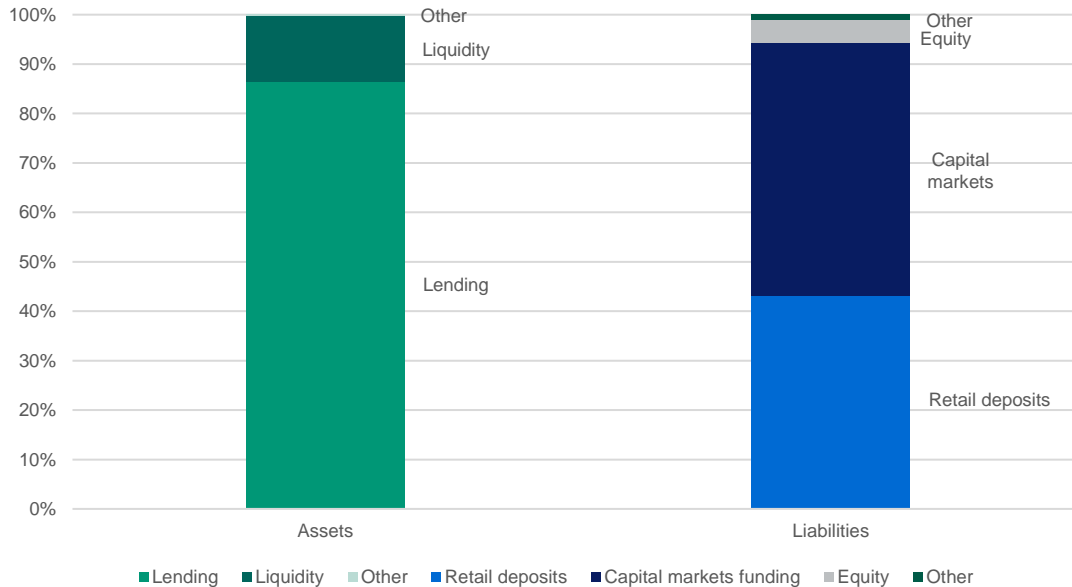
3. Asset quality

skandia :

Balance sheet

High quality lending and liquidity accounts for most of the assets

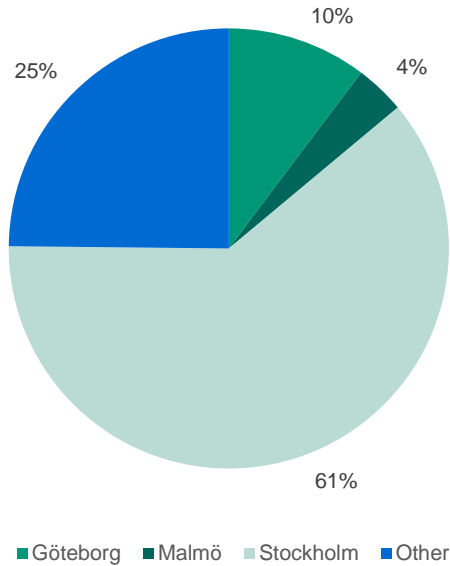
Balance sheet



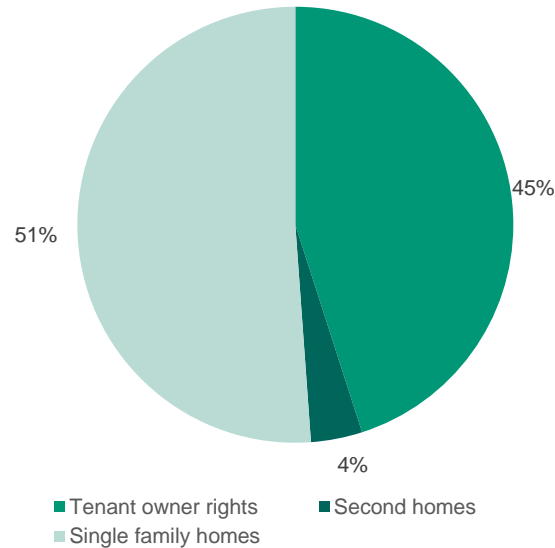
- Transparent balance sheet
- Approx. 99% mortgages and liquidity reserve
- No corporate lending
- Negligible unsecured lending (<1%)
- Sound funding structure
- Loan to deposit ratio 201%
- Deposits and covered bonds account for 94% of total funding

Distribution of mortgages

Geography

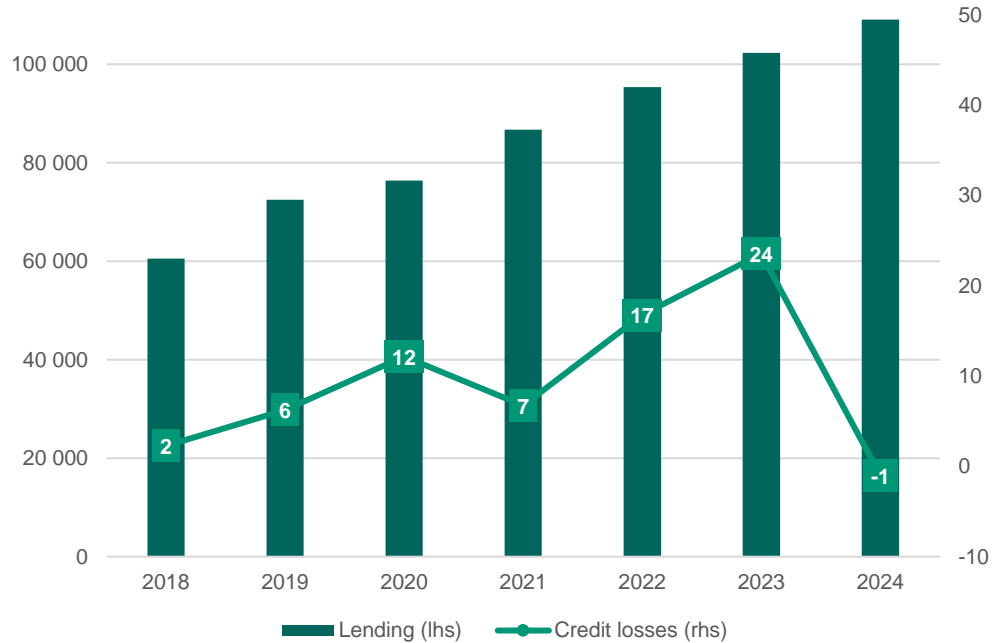


Category



- Majority of lending to urban areas
- Most lending to single-family houses and tenant owner rights
- Approximately 87 per cent of the back book in variable rates

Credit losses remaining low



- Slightly higher numbers 2022-2023
- Lower in 2024 due to change in categorisation
- Granted amortisation reliefs no longer automatically categorised as "stage 3"

Capital position

	Q4 2024	Requirement
Own funds	19,4%	14,3%
Tier 1	17,8%	12,0%
CET 1	17,8%	10,3%
Leverage ratio	4,4%	3,5%
Risk-weighted MREL	29,0%	23,4%
Non-risk-weighted MREL	8,2%	6,0%
Risk-weighted subordination	24,2%	18,9%
Non-risk-weighted subordination	7,1%	6,0%

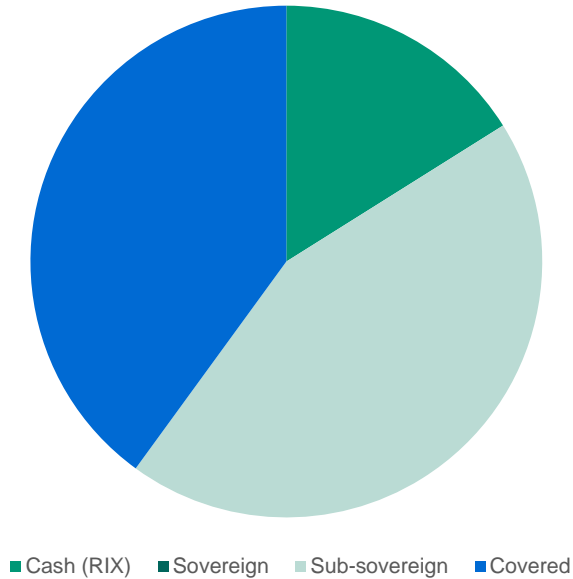


4. Funding and liquidity

skandia :

Liquidity position

Assets



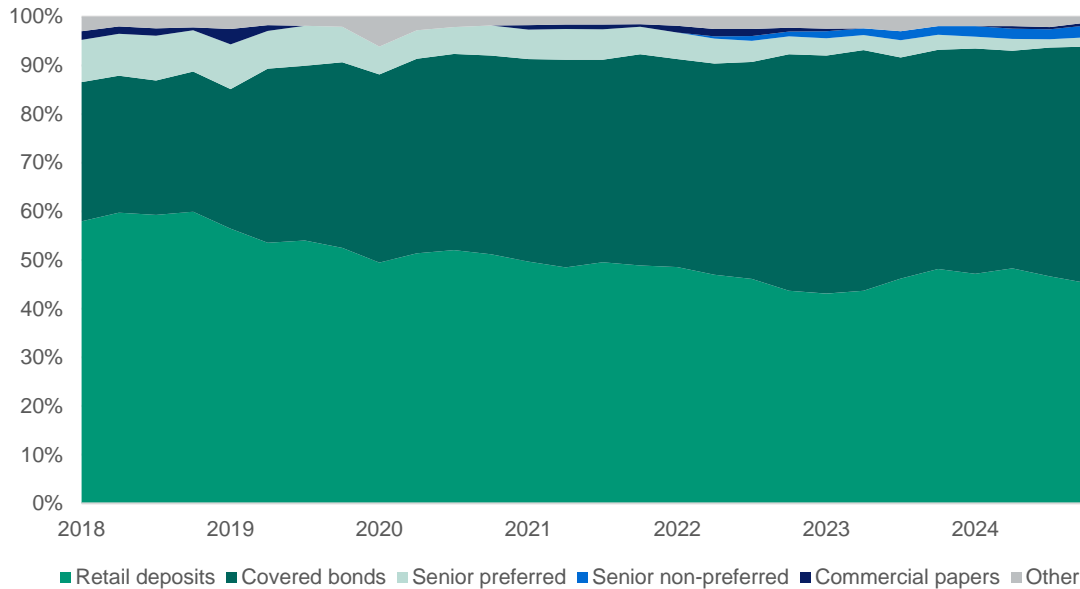
- Low appetite for liquidity risk
- High and stable LCR and NSFR
- LCR 275%
- NSFR 133%

- High quality liquidity reserve (Riksbank certificates, Municipal bonds, Covered bonds)
- Holdings eligible as collateral at the central bank

Sources of funding

Foundation in retail deposits and covered bonds

Sources of funding

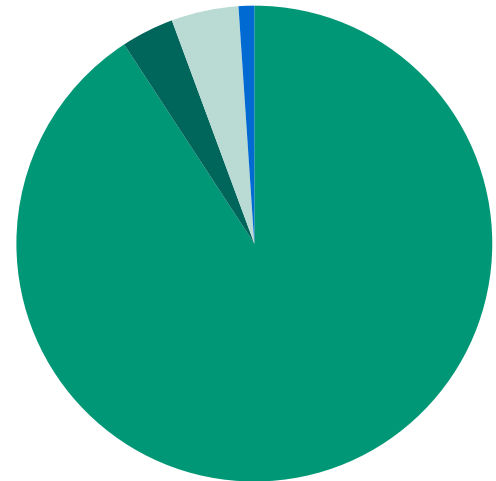


- Retail deposits and covered bonds account for most of the funding
- In recent years lending growth mainly funded by covered bonds
- Covered bonds and deposits will remain most important funding sources

Funding in the capital markets

- Covered bonds constitute about 90% of capital markets funding
- Senior bonds for regulatory purposes and rating
- Commercial paper market presence
- Regular activity in the primary market
- First green bond issued in January 2024
- Striving for transparency in communication
- Long-term commitment

Capital markets funding



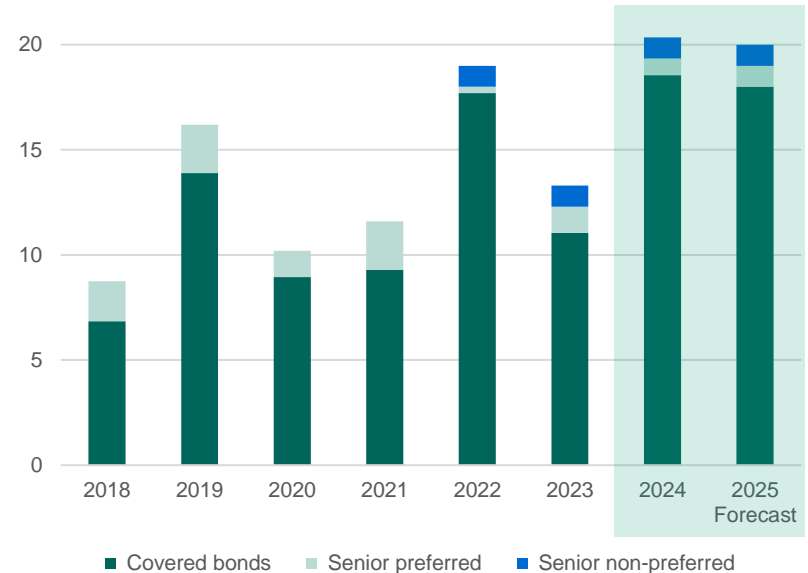
■ Covered bonds ■ Senior preferred
■ Senior non-preferred ■ Commercial papers

Funding plan - 2025

Forecast and historical outcome

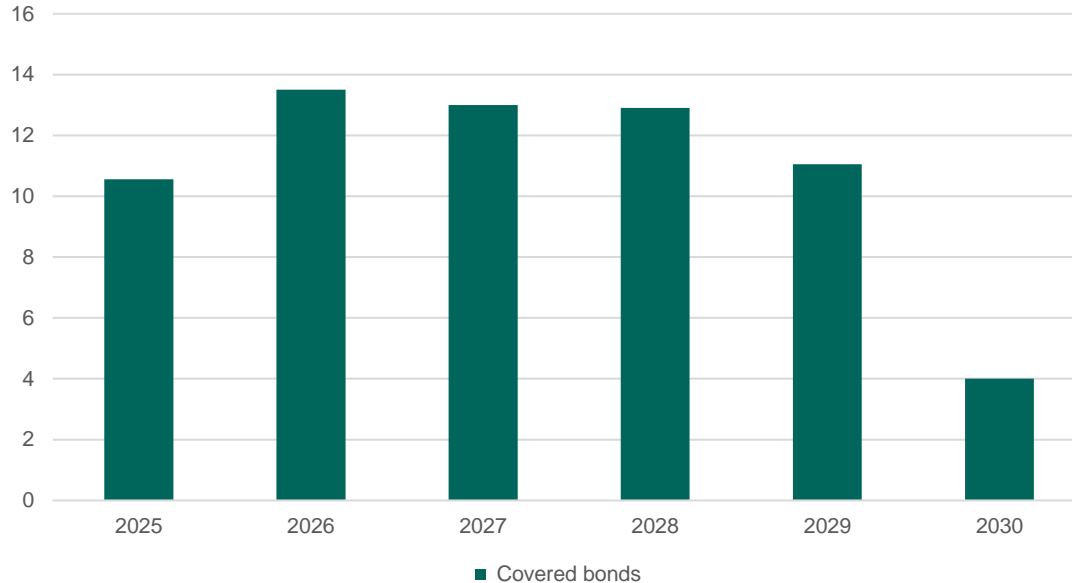
- Continued growth will be financed using retail deposits and covered bonds
- Senior preferred primarily to support rating
- Senior non-preferred to comply with MREL-requirements
- Issuance of green bonds
- Estimated funding need around SEK 20 bn

Historical funding and forecast (SEKbn)



Secured funding

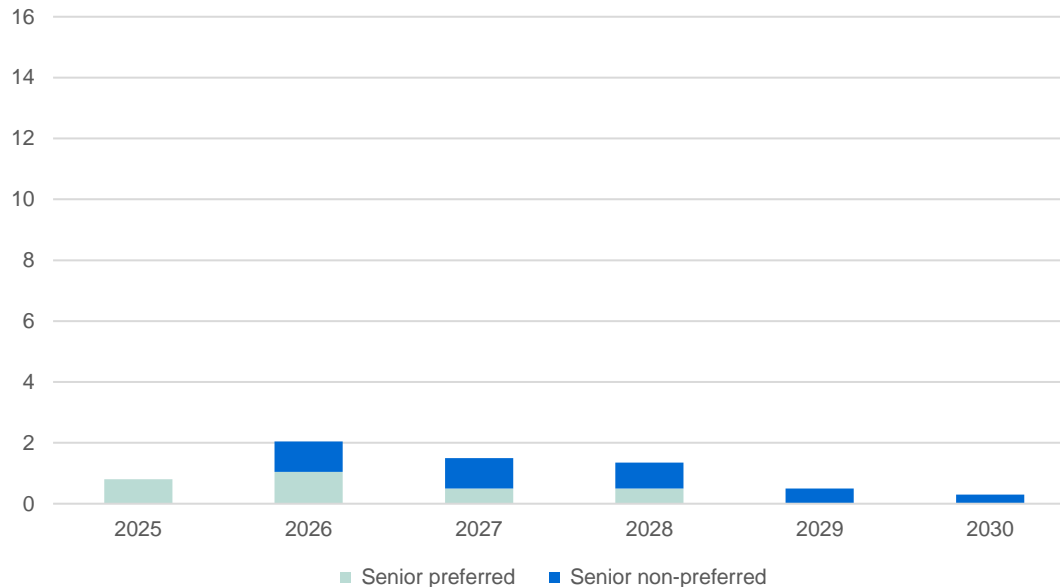
Maturity profile (SEKbn)



- Covered bonds
 - Soft-bullet structures
 - Focus on FRNs in SEK
 - Tap issuance
 - Buy-back policy (3-6 months to maturity)
- Stable over-collateralisation
- Larger individual bond size
 - Improved liquidity to be expected with increased volumes
- Outstanding covered bonds amounts to above SEK 60 bn

Unsecured funding

Maturity profile (SEKbn)



Senior preferred

- Support of rating
- FRNs or Fixed
- High quality exposure

Senior non-preferred

- MREL-regulation
- Shifting from senior preferred

Commercial paper

- Source of short-term liquidity
- Maintain presence

5. Sustainability and green bond framework

skandia :

Sustainability at Skandiabanken

An active pillar in Skandia's sustainability framework

Skandia's sustainability framework



Sustainable Savings



Responsible Banking Services



Healthy Companies



A Sustainable Skandia

Responsible Banking Services

Skandiabanken offers simple, transparent and sustainable products and services that benefit our clients and contribute to society

Responsible lending

Transparent and fair pricing model. Green mortgage offering. Shaping public opinion on the housing situation for young people. Code of conduct for mortgage brokers.

Sustainable savings

Mutual fund portfolios with sustainability focus. Facilitating the choice of sustainable funds by providing sustainability information and web-based tools.

Sustainable operations and business

Code of conduct for suppliers and partners. Contributing to Skandia Group's goal of halving carbon dioxide emissions and waste from 2019 to 2030.

Our sustainability journey

2020	2021	2022	2023	2024	Next steps
<ul style="list-style-type: none"> ✓ Head of Sustainability appointed ✓ Inaugural publication of Annual Sustainability Report ✓ Adopted bank-specific sustainability policy ✓ Stakeholder dialogues and inaugural materiality analysis 	<ul style="list-style-type: none"> ✓ Committed to the Principles for Responsible Banking (PRB) ✓ Sustainability training for licensed employees ✓ Employment of a sustainability specialist 	<ul style="list-style-type: none"> ✓ First PRB impact analysis completed and first progress report to PRB ✓ Climate risk analysis of the lending portfolio ✓ Gathered energy performance classifications of mortgage portfolio for the first time 	<ul style="list-style-type: none"> ✓ PCAF Signatory (Partnership for Carbon Accounting Financials) ✓ Published Green Bond Framework and Second-Party Opinion ✓ Introduction of green mortgages ✓ Launch of a web-based energy saving tool for homeowners 	<ul style="list-style-type: none"> ✓ First green bonds issued ✓ Skandiabanken's first climate report, measuring financed emissions from the mortgage portfolio ✓ Restructuring of sustainability function ✓ Preparations for upcoming CSRD reporting (Corporate Sustainability Reporting Directive) 	<ul style="list-style-type: none"> ▪ Establish climate targets aligned with the Paris agreement ▪ Comply with EU sustainability regulations



Other sustainability initiatives: Financial inclusion



Working actively for improved access to the Swedish housing market

- Annual mapping of young adults' access to the Swedish housing market (<35 years) in *Lön utan Lägenhet*
- Advocacy for policy changes to enable young adults to buy property
- Cooperation with different partners that offer alternative forms of property ownership ("hyrköp" or "deläga")

Bodil



skandia:

The Green Bond Framework

Key Highlights

- Foundation for the issuance of Skandiabanken's green bonds
- Aligned with the core components of the ICMA Green Bond Principles (2021)
- Financing of green assets selected from 3 project categories:
 - New residential buildings (built after 31 Dec 2020)
 - Existing residential buildings (built before 31 Dec 2020)
 - Major renovations of residential buildings
- Eligibility assessed via energy performance certificates (EPC)
- Broadly aligned with the EU Taxonomy for sustainable activities¹
- Second-Party Opinion from Sustainalytics



Reporting

Annual green bond investor report

Allocation reporting

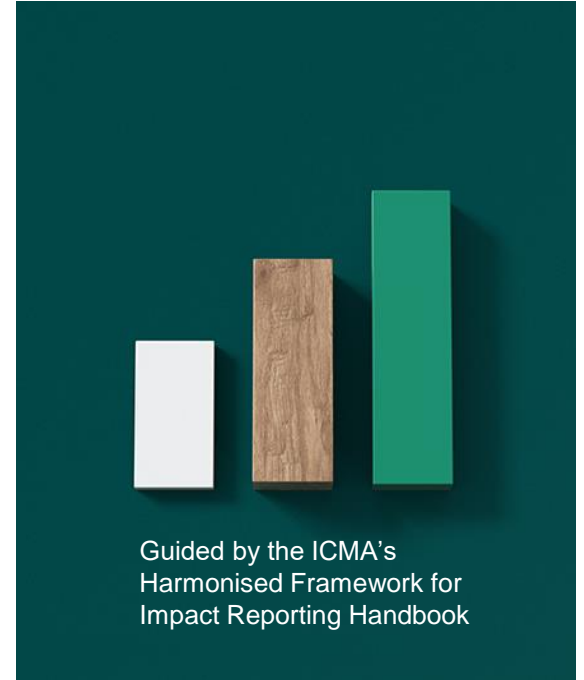
- Green bonds outstanding
- The amount of net proceeds allocated
- A breakdown of the Eligible loans by sub-category
- Distribution of new financing to refinancing

Impact reporting

The environmental impact of the Eligible loan portfolio

Impact indicators

- Annual energy savings (MWh or GWh)
- Annual CO₂ emissions reduced/avoided
- Distribution of EPC labels



Second party opinion by Sustainalytics

Key Highlights



- Confirms our commitment to sustainability
- Supports our choice of method for selecting green assets
- Ensures credibility and relevance as well as alignment with ICMA Green Bond Principles (GBP)

The ICMA Green Bond Principles recommend an external review of the Green Bond Framework prior to the first issuance.

“Sustainalytics considers that investments in the eligible category will lead to positive environmental impacts and advance the UN Sustainable Development Goals, specifically SDG 7.”

“...Skandiabanken’s financing of green buildings will contribute to emissions reduction in the buildings sector and will further support Sweden in achieving its climate targets.”

“...the Skandiabanken Green Bond Framework is robust, transparent and in alignment with the four core components of the Green Bond Principles 2021.”



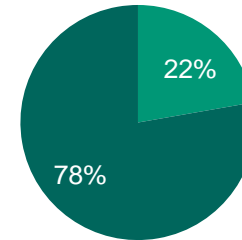
Portfolio of eligible loans

Category	Volume (SEK)	Max PED ¹ (kWh/m ²)
Existing tenant-owner rights	4.7 bn	81
Existing single-family homes	2.7 bn	78
New tenant-owner rights	1.7 bn	67
New single-family homes	0.3 bn	81
Major renovations	0 bn	N/A
Total	9.6 bn	
No projects qualify currently under the category "Major renovations"	Selection based on energy performance certificates issued on or after September 1 st 2020 (BBR29)	

¹ PED, or Primary Energy Demand, is the indicator set for the energy performance of buildings in the EU Taxonomy. PED thresholds differ between EU member states. The Swedish National Building Standard (BBR) determines the baseline PED for Swedish buildings.

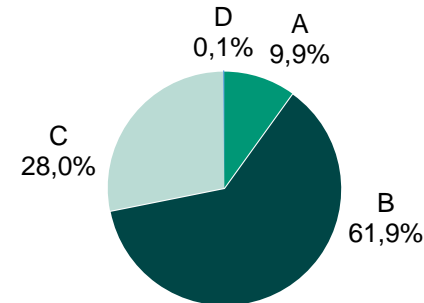
Eligible loan portfolio as of November 2024, information updated annually.

Category distribution



- New buildings, built after 2020
- Existing buildings, built prior to 2021
- Major renovation of buildings

EPC class distribution





Selection of eligible loans

Eligible loan

Valid Energy Performance Certificate (EPC) and fulfills criterias for one of the categories below

New buildings

Built after 31 Dec 2020

PED 10% lower than BBR29 (NZEB)

Existing buildings

Built before 31 Dec 2020

EPC class A or PED top 15% of national stock

Single family home

Max PED = 81 kWh/m²

Tenant-owner rights

Max PED = 67 kWh/m²

Single family home

Max PED = 78 kWh/m²

Tenant-owner rights

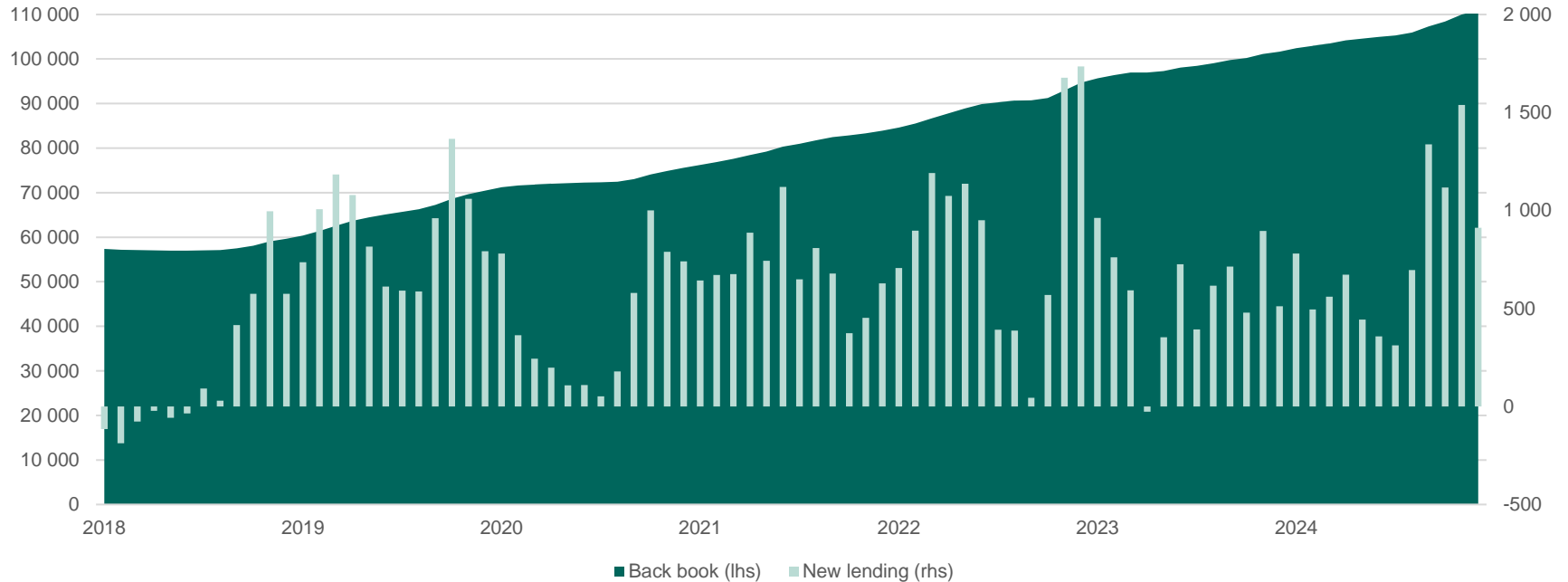
Max PED = 81 kWh/m²

- PED thresholds for new buildings based on requirements in the Swedish National Building Code (BBR29)
- Primary energy demand within the top 15% of Swedish national building stock was determined by a study from the Swedish Property Federation "Fastighetsägarna")
- Selection based only on EPCs issued on or after September 1, 2020 (BBR29)

6. Appendix

skandia :

Skandiabanken mortgage lending (SEKmn)



Source: Statistics Sweden

Rating

Rated by Moody's Investor Services

- Long term deposit rating: A2 (Stable)
- Issuer Rating: A2 (Stable)

- Covered bonds - Rating: AAA

Rating policy

- All covered bonds are rated
- Senior bonds will not be rated unless that is explicitly negotiated

"Credit strengths

- *Very strong asset quality*
- *Strong capitalisation*
- *Very high support from Skandia group*

Credit challenges

- *Monoline business focused on mortgages*
- *Historical high lending growth*
- *Moderate efficiency compared to peers"*

Source: Moody's credit opinion, December 2024

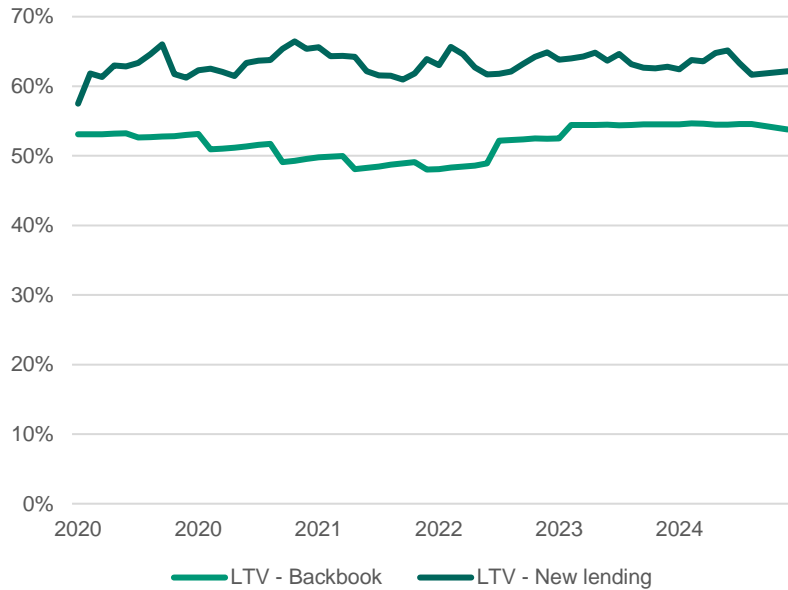
Cover pool details

Cover pool data*	
Cover pool size	SEK 78 703 M
Outstanding covered bonds	SEK 59 262 M
Collateral	100 percent Swedish residential mortgages
Over collateralisation	33% (approx. 88% all assets included)
Weighted average LTV	53%
Average loan size	SEK 1 897 087
Interest rate type	Floating & Fixed
Weighted average seasoning	59 months
Pool type	Dynamic
Originator	Skandiabanken AB

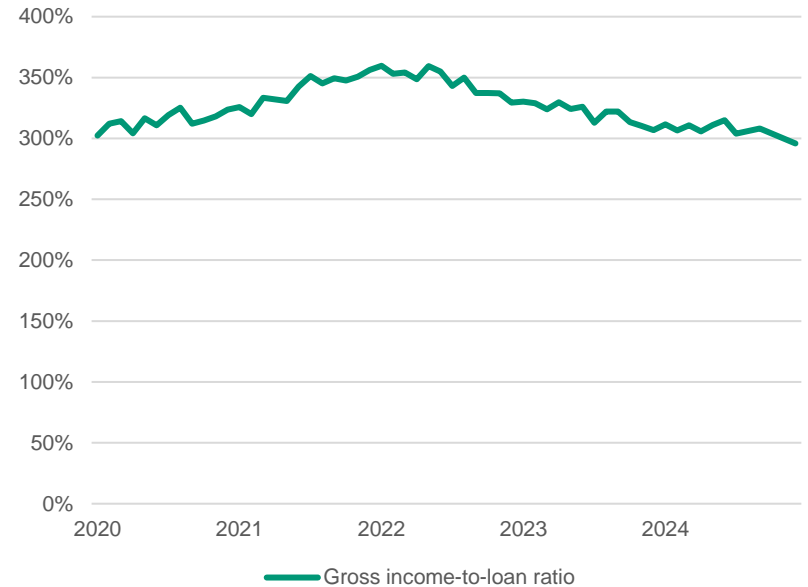
*Figures as of Q4 2024

Asset quality

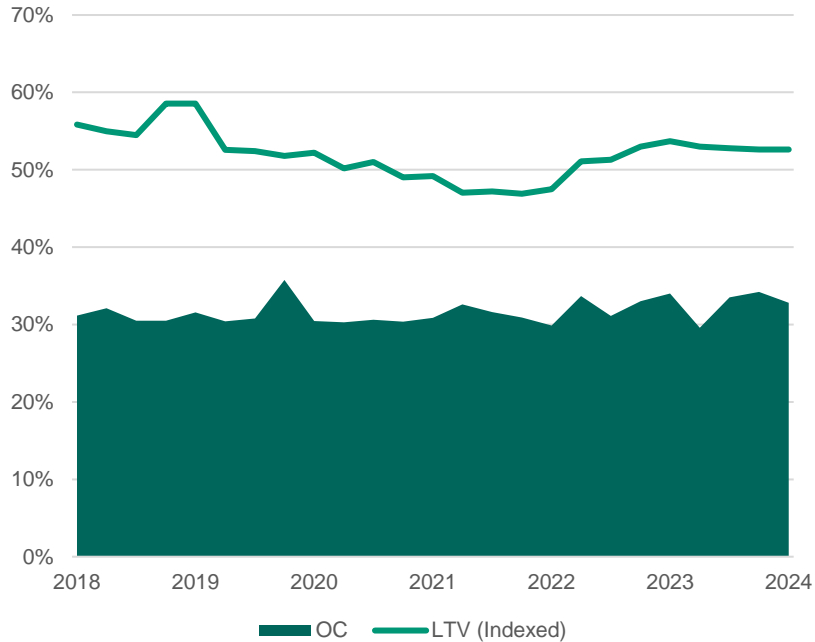
Loan-to-value



Gross income-to-loan ratio - New lending



Cover pool: Stable LTV ratio & OC



Over-collateralisation

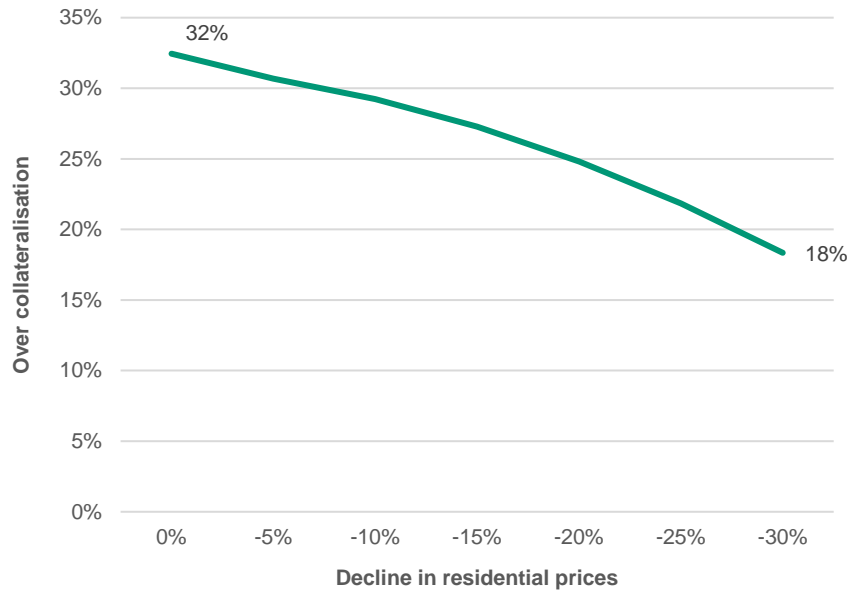
- Soft target of 30 percent
- Creating a healthy cushion for owners of both secured and unsecured debt

Loan-to-value

- Assets are revalued twice every year
- Borrowers with low LTV are offered our lowest rates

Resilient cover pool

Sensitivity analysis



Outstanding covered bonds

Bond	Maturity	Coupon type	Amount issued	Min piece (MM)
SKANBK Float 04/24/25	2025-04-24	FLOATING	450 000 000	2
SKANBK Float 06/24/25	2025-06-24	FLOATING	1 600 000 000	2
SKANBK Float 09/24/25	2025-09-24	FLOATING	3 950 000 000	2
SKANBK Float 11/24/25	2025-11-24	FLOATING	6 200 000 000	2
SKANBK Float 04/23/26	2026-04-23	FLOATING	6 250 000 000	2
SKANBK Float 11/24/26	2026-11-24	FLOATING	7 250 000 000	2
SKANBK Float 06/23/27	2027-06-23	FLOATING	6 750 000 000	2
SKANBK Float 12/22/27	2027-12-22	FLOATING	6 000 000 000	2
SKANBK Float 05/23/28	2028-05-23	FLOATING	6 050 000 000	2
SKANBK 3 09/15/28	2028-09-15	FIXED	500 000 000	2
SKANBK Float 12/21/28	2028-12-21	FLOATING	6 350 000 000	2
SKANBK Float 05/15/29	2029-05-15	FLOATING	6 400 000 000	2
SKANBK Float 12/05/29	2029-12-05	FLOATING	4 650 000 000	2
SKANBK 2.855 02/04/30	2030-02-04	FIXED	1 000 000 000	2
SKANBK Float 05/08/30	2030-05-08	FLOATING	3 000 000 000	2
			66 400 000 000	

As of 2025-02-16

Outstanding senior bonds

Bond	Maturity	Coupon type	Payment rank	Amount issued	Min piece (MM)
SKANBK Float 08/25/25	2025-08-25	FLOATING	Sr Preferred	500 000 000	2
SKANBK Float 03/16/26	2026-03-16	FLOATING	Sr Non Preferred	500 000 000	2
SKANBK Float 05/05/26	2026-05-05	FLOATING	Sr Preferred	500 000 000	2
SKANBK Float 09/07/26	2026-09-07	FLOATING	Sr Non Preferred	500 000 000	2
SKANBK Float 10/30/26	2026-10-30	FLOATING	Sr Preferred	300 000 000	2
SKANBK Float 02/01/27	2027-02-01	FLOATING	Sr Preferred	500 000 000	2
SKANBK Float 09/01/27	2027-09-01	FLOATING	Sr Non Preferred	500 000 000	2
SKANBK Float 02/03/28	2028-02-03	FLOATING	Sr Preferred	500 000 000	2
SKANBK Float 08/04/28	2028-08-04	FLOATING	Sr Non Preferred	350 000 000	2
SKANBK Float 11/14/28	2028-11-14	FLOATING	Sr Non Preferred	500 000 000	2
SKANBK Float 02/01/29	2029-02-01	FLOATING	Sr Non Preferred	500 000 000	2
SKANBK Float 02/06/30	2030-02-06	FLOATING	Sr Non Preferred	300 000 000	2
				5 450 000 000	

Key Dates



Compliant with established market standard

Aligned with the core components of the ICMA Green Bond Principles

ICMA Green bond principles

1. Use of Proceeds

The net proceeds of green bonds will finance or refinance eligible loans

2. Process for project evaluation and selection

The Green Bond Committee (GBC) determines which loans constitute eligible loans

3. Management of Proceeds

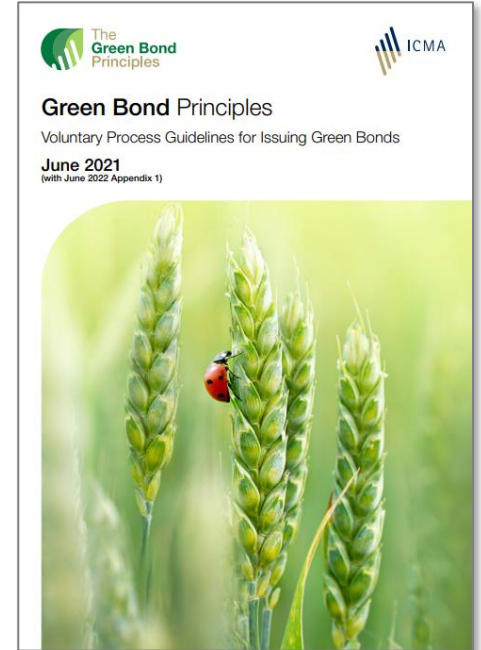
An amount equal to the proceeds is separately identified and applied in the financing of eligible loans

4. Reporting

The allocation of proceeds and the expected or actual outputs and environmental impacts of the eligible loans (impact report)

5. External Review

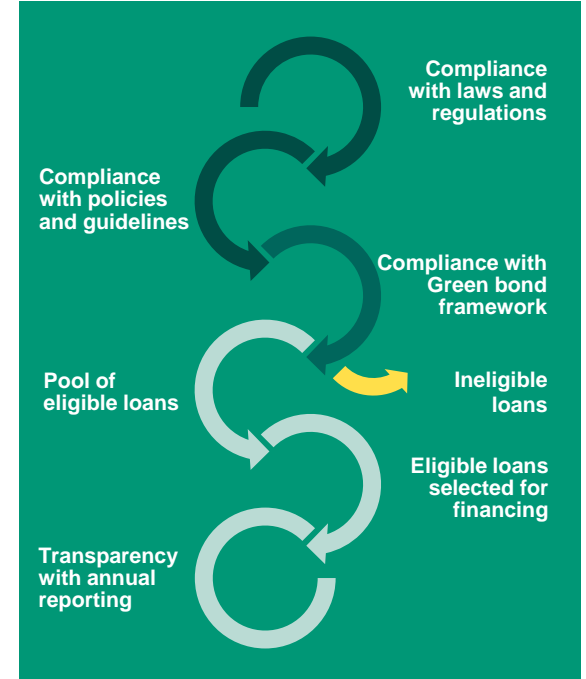
Second-party opinion by Sustainalytics



Process for Project Evaluation and Selection

The process for selecting eligible loans

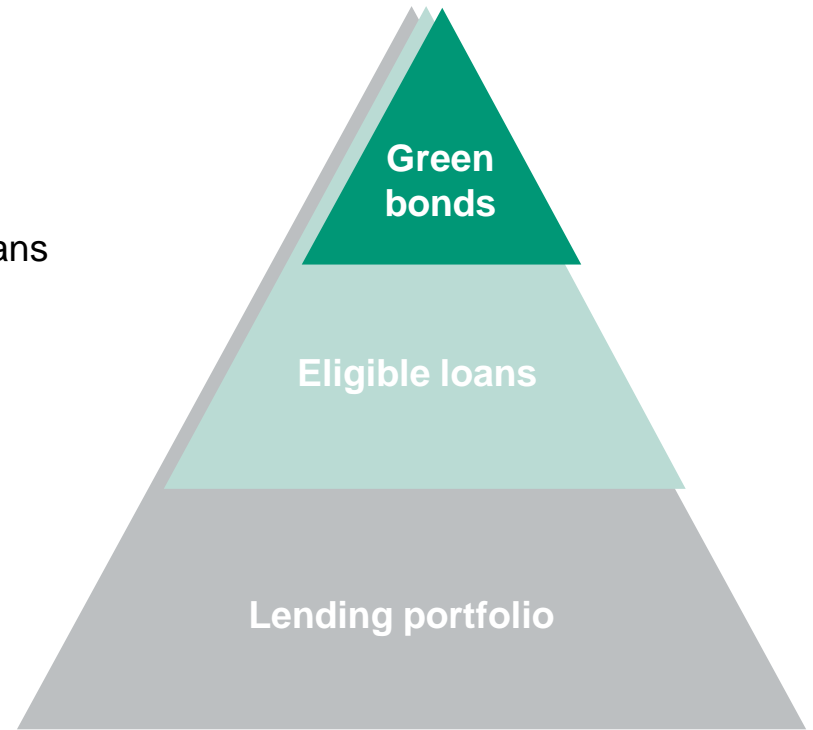
- Foundation in market standards, green bond principles and the EU-taxonomy
- Energy performance certificates as source of information
- Using only EPCs issued on or after September 1st 2020⁵
- This creates a conservative, transparent and robust selection method



⁵New building regulations (BFS 2020:4, BBR29) were introduced by Boverket on September 1, 2020. EPCs issued before this date are not directly comparable.

Management of Proceeds

- Proceeds from green bonds earmarked for Eligible loans
- In practice the eligible loans will be identified first
- May be temporarily invested in the liquidity reserve



Use of proceeds (Eligible loans)

Three categories based on EU Taxonomy Technical Screening Criteria



New buildings

- Built after 2020
- Primary Energy Demand (PED) at least 10 percent lower than the Swedish building regulation-threshold (BBR)²
- Energy performance certified using a valid Energy Performance Certificate (EPC)

Existing buildings

- Built before 2021
- Valid EPC class A, or;
- PED within the top 15 percent of the national or regional building stock³

Major renovation of buildings

- Renovations of existing buildings that lead to a reduction in the PED of at least 30 percent, or;
- Renovations that complies with the applicable requirements for major renovations

Exclusion

Proceeds from Skandiabanken's green bonds will not be used to finance fossil-based energy generation

² The EU Taxonomy requires the primary energy demand for new buildings to be 10 per cent lower than the level required for Nearly Zero Energy Buildings (NZEB). Requirements for NZEB and BBR are, according to Skandiabanken's interpretation, equivalent to each other

³ Until further notice, Skandiabanken will use the Swedish Property Federation's study to determine which building's primary energy demand (PED) is within the top 15 per cent threshold. Skandiabanken can also seek guidance from other appropriate external benchmarks to determine the top 15 per cent threshold if such a report is issued by a national government or industry specialist.

Sources of limit values

BBR29

Tabell 9:2a Högsta tillåtna primärenergital, installerad eleffekt för uppvärmning, genomsnittlig värmegenomgångskoefficient och genomsnittligt luftläckage, för småhus, flerbostadshus och lokaler.

	Energi- prestanda uttryckt som primärenergi- tal (EP_{net}) [kWh/m ² A _{temp} och år]	Installerad eleffekt för uppvärmning (kW)	Genomsnittlig värmegenom- gångskoeffi- cient (U_m) [W/m ² K]	Klimatskärmens genomsnittliga luftläckage vid 50 Pa tryckskillnad (l/s m ²)
Bostäder				
Småhus >130 m ² A _{temp}	90	4,5 + 1,7 x ($F_{\text{geo}} - 1$) ¹⁾	0,30	Enligt avsnitt 9:26
Småhus >90–130 m ² A _{temp}	95			
Småhus >50–90 m ² A _{temp}	100			
Småhus <50 m ² A _{temp}	Inget krav	Inget krav	0,33	0,6
Flerbostadshus	75 ⁴⁾	4,5 + 1,7 x ($F_{\text{geo}} - 1$) ^{1) 5)}	0,40	Enligt avsnitt 9:26
Lokaler				
Lokaler	70 ²⁾	4,5 + 1,7 x ($F_{\text{geo}} - 1$) ^{1) 3)}	0,50	Enligt avsnitt 9:26

the Swedish Property Federation's study

Byggnadskategori	Primärenergital (kWh/m ² A _{temp} och år)	
	Topp 15 procent	Topp 30 procent
Småhus	78	96
Flerbostadshus	81	93
Kontor och förvaltning	80	98
Skolor	89	108
Hotell, pensionat och elevhem	91	114
Restaurang	100	124
Vård dagtid	84	100
Vård dygnet runt	86	103
Köpcentrum	87	110
Butik och lagerlokaler för livsmedel	75	101
Butik och lagerlokaler för övrig handel	67	85
Bad-, sport- och idrottsanläggningar	78	100
Teater-, konsert, biograflokaler och övriga samlingslokaler	85	104
Övriga lokaler	77	98

Sources on sustainable housing

- [Skandiabanken Green bond framework](#)
- [Sustainalytics Second-Party Opinion](#)
- [The Swedish Property Federation's study](#)
- [The EU-taxonomy](#)
- [The Swedish National Board of Housing, Building and Planning – Building regulations \(BBR29\)](#)
- [The Swedish Property Federation and The Swedish Construction Federation – Interpretation of the EU-taxonomy](#)

Contacts



Anders Hult, Head of Treasury

anders.hult@skandia.se

+46 (0)8-463 61 76

Disclaimer

IMPORTANT NOTICE

THE FOLLOWING APPLIES TO THIS PRESENTATION, ANY ORAL PRESENTATIONS OF THE INFORMATION IN THIS PRESENTATION BY SKANDIABANKEN AKTIEBOLAG (PUBL) (“SKANDIABANKEN”) OR ANY PERSON ON ITS BEHALF, ANY QUESTION AND ANSWER SESSION THAT FOLLOWS ANY SUCH ORAL PRESENTATIONS, AND ANY INFORMATION LINKED TO OR REFERENCED IN THIS PRESENTATION. THIS PRESENTATION IS NOT AN OFFER OR SOLICITATION OF AN OFFER TO BUY OR SELL SECURITIES. IT IS SOLELY FOR USE AT AN INVESTOR PRESENTATION AND IS PROVIDED AS INFORMATION ONLY. THIS PRESENTATION DOES NOT CONTAIN ALL OF THE INFORMATION THAT IS MATERIAL TO AN INVESTOR. THIS PRESENTATION IN AND OF ITSELF SHOULD NOT FORM THE BASIS OF ANY INVESTMENT DECISION. BY ATTENDING THE PRESENTATION OR BY READING THE PRESENTATION SLIDES, INCLUDING ANY LINKED OR REFERENCED INFORMATION, YOU AGREE TO BE BOUND AS FOLLOWS:

This presentation, including any linked or referenced information, does not constitute or form part of any offer or invitation to sell or issue, or any solicitation of any offer to purchase or subscribe for, any securities of Skandiabanken in any jurisdiction, including the United States, nor shall it or any part of it nor the fact of its distribution form the basis of, or be relied on in connection with, any contract or investment decision as it is provided for information purposes only and does not contain all of the information material to an investor. By accessing this presentation, including any linked or referenced information, the recipient will be deemed to represent that they possess, either individually or through their advisers, sufficient investment expertise to understand the information contained herein. The recipient of this presentation must make its own independent investigation and appraisal of the business and financial condition of Skandiabanken. Each recipient is strongly advised to seek its own independent financial, legal, tax, accounting and regulatory advice in relation to any investment.

No representation or warranty, express or implied, is made or given by or on behalf of Skandiabanken or its directors, officers or employees or any other person as to the accuracy, completeness or fairness of the information or opinions contained in this presentation, including any linked or referenced information. Neither Skandiabanken or any of its directors, officers or employees nor any other person accepts any liability whatsoever for any loss arising from any use of this presentation or its contents or otherwise arising in connection therewith.

Certain data in this presentation, including any linked or referenced information, was obtained from various external data sources and Skandiabanken has not verified such data with independent sources. Accordingly, Skandiabanken makes no representations as to the accuracy or completeness of that data.

Certain statements made in this presentation, including any linked or referenced information, are forward looking statements. Such statements are based on current expectations and are subject to a number of risks and uncertainties that could cause actual results and performance to differ materially from any expected future results or performance, express or implied, by the forward-looking statements. Factors that might cause forward looking statements to differ materially from actual results include, among other things, regulatory and economic factors. Skandiabanken assumes no responsibility to update or revise any of the forward-looking statements contained herein. In addition, forward-looking statements contained in this presentation, including any linked or referenced information, regarding past trends or activities should not be taken as a representation that such trends or activities will continue in the future. You should not place undue reliance on forward-looking statements, which speak only as of the date of this presentation.

The presentation, including any linked or referenced information, may not be reproduced, copied, shared, disseminated or redistributed, in whole or in part, in any manner whatsoever to any other person. This presentation is not intended to and may not be distributed to individuals domiciled in the United States, Australia, Hong Kong, Japan, Canada, Switzerland, Singapore, South Africa or New Zealand or in any other jurisdiction where the distribution may be restricted by law. Persons into whose possession this presentation comes should inform themselves about, and observe, any such restrictions.